



SUHAILAN SAFEI

Fakulti Informatik & Komputeran

019 5559677

suhailan@unisza.edu.my

Bengkel Pengenalan Laravel

Bersama Jabatan Pendidikan Negeri Terengganu

18/9/2023 - 20/9/2023

Makmal Komputer

JPN Terengganu



Agenda

Hari 1

Modul 1 Isu/cabaran sistem Web

Modul 2 Pengenalan Framework

Modul 3 Instalasi Laravel

Hari 2

Modul 4 Laravel Route / Views

Modul 5 Laravel Blade

Modul 6 Laravel Form / Controller


Hari 3

Modul 7 Laravel Session /
Middleware


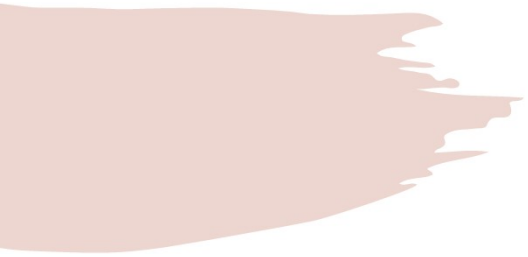
Modul 8 Laravel DB Query (Select)



Modul 9 Laravel DB Query
(Insert/Update/Delete)


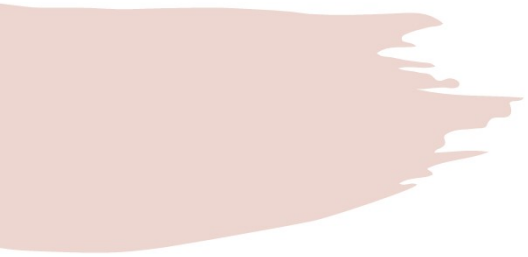
suhailan@2023



BairesD





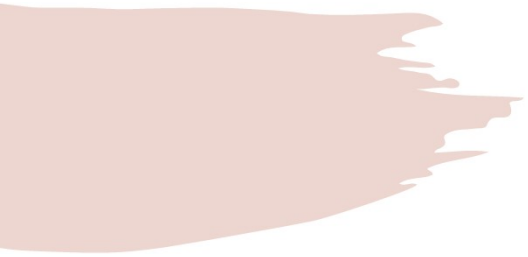




9/3/20XX

Presentation Title

5



MODUL 1

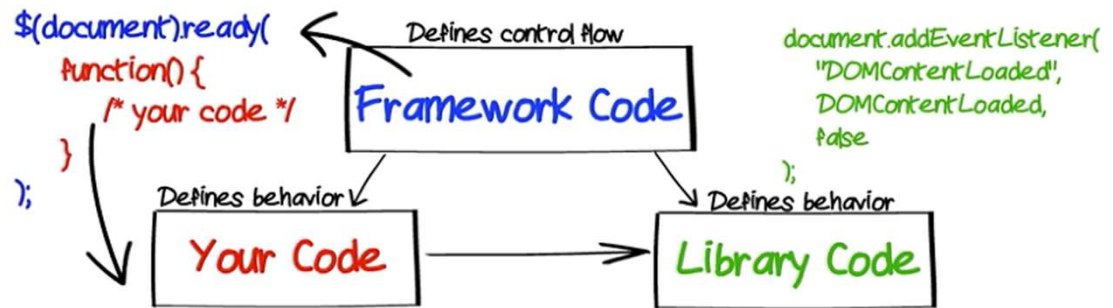
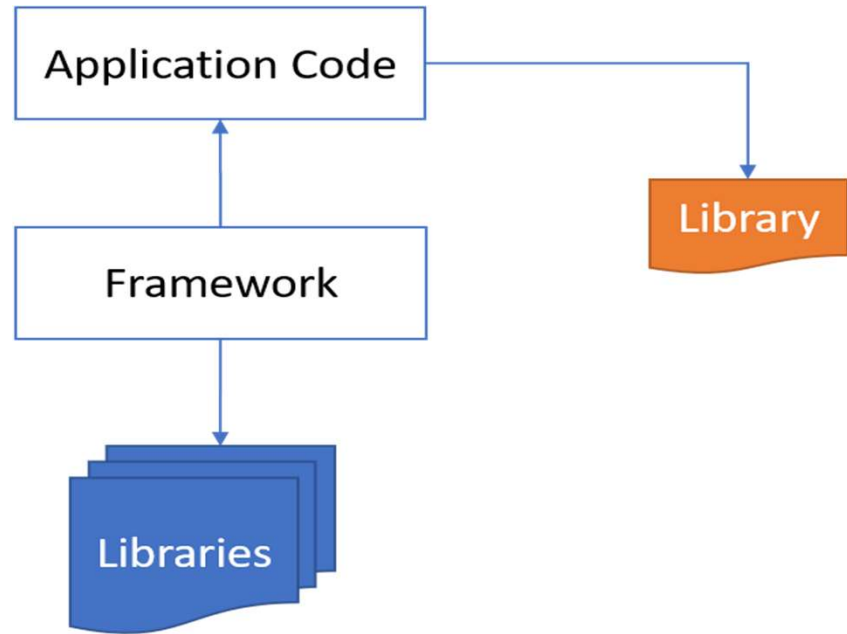
Pengenalan Framework

Di akhir modul ini, peserta akan dapat :

- a) membedakan jenis-jenis *framework* dalam pembangunan sistem Web.
- b) memahami kepentingan *framework* Laravel kepada pembangunan sistem web berbanding cara tradisional.

Framework

FRONT-END
BACK-END



FRO. NT- E. ND

FRAMEWORK



CLIENT

Front-End Framework

- Front-End merujuk kepada merujuk kepada kod program yang dilaksanakan melalui aplikasi tertentu (browser) yang diproses di peranti pengguna (client).

Struktur



HTML

Rupa
Persembahan



HTML + CSS

Tindakan



HTML + CSS + JavaScript

HTML

```
<h1>Sistem JPNT</h1>
```

Sistem JPNT

CSS

```
<h1 style='color:red;  
font-style:italic'>  
Sistem JPNT</h1>
```

Sistem JPNT

Javascript

```
<h1 style='color:red;  
font-style:italic' id='x' onmouseover='change();' >  
Sistem JPNT</h1>
```

```
<script>  
function change(){  
document.getElementById('x').innerHTML= "JPNT SYSTEM";  
}  
</script>
```

JPNT SYSTEM



Bootstrap


```
<link
href="https://cdn.jsdelivr.net
/npm/bootstrap@5.0.1/dist/css
/bootstrap.min.css"
rel="stylesheet">
<script
src="https://cdn.jsdelivr.net
/npm/bootstrap@5.0.1/dist/js
/bootstrap.min.js"></script>

<h1 class="bg-info text-
center">Sistem JPNT</h1>
```

Sistem JPNT

BACK-END

FRAMEWORK



SERVER

Back-End Framework

- Back-End merujuk kepada kod program yang dilaksanakan melalui aplikasi tertentu yang diproses di peranti pelayan (server).



PHP

```
<h1>  
<?=$systemName?> - <?=$version?>
```

```
<h1>
```

```
<?php  
foreach ($array as $data)  
echo "$data->nama <br>";  
?>
```

LARAVEL

```
<h1>  
{{$systemName}} - {{$version}}
```

```
<h1>
```

```
@foreach ($array as $data)  
{{$data->nama}} <br>  
@endoforeach
```

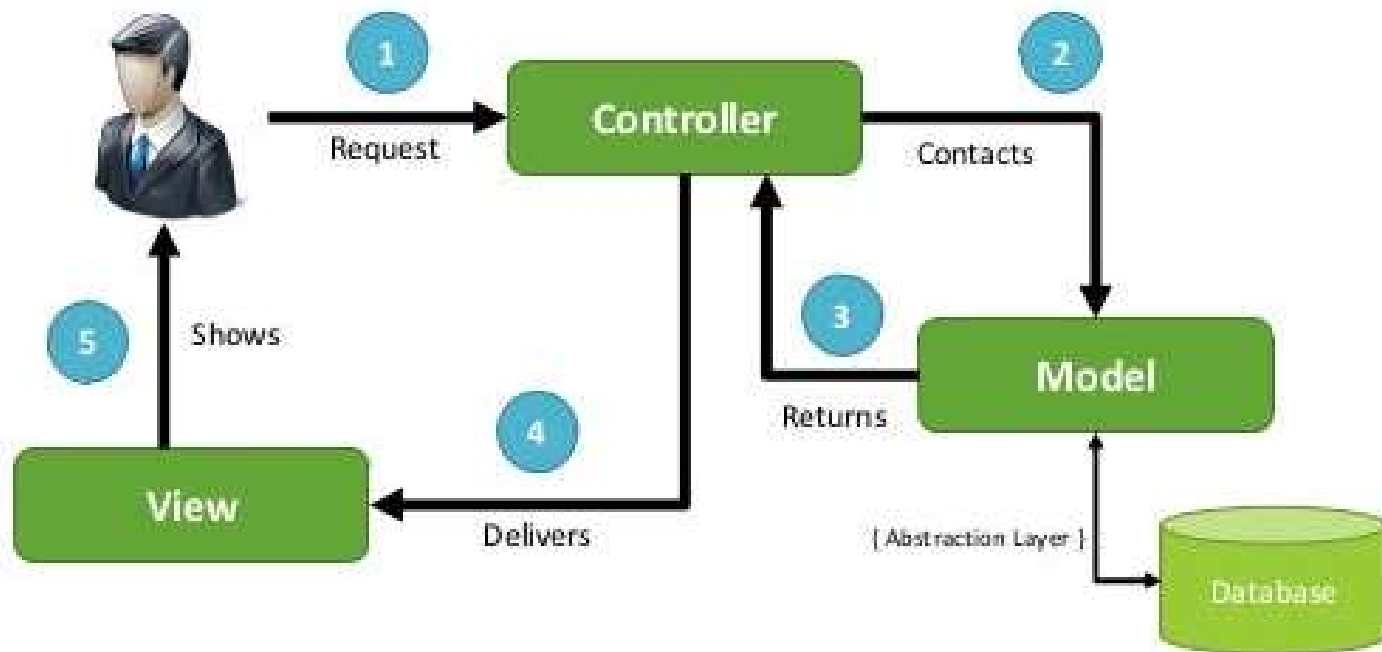
LARAVEL

KEPENTINGAN



Taylor Otwez – 2011 – Caravel – Portugis – 1500

Laravel



#TheCodeLife

Automasi Login Pengguna

| PHP | LARAVEL |
|---------------------------------------------------------------------------------------------------------|-----------------------------------------------------------------------------------|
| Login page perlu dibuat secara manual daripada kosong untuk pengesahan maklumat di dalam pangkalan data | Login page menggunakan pangkalan boleh dijana secara automatik melalui CLI sahaja |

Laravel 5.4 12

Authentication

Part 2

Create Auth & its Basics

Kawalan Pengguna

| PHP | LARAVEL |
|--------------------------------------------------------------------------------------------------------------------------------------------------------|-----------------------------------------------------------------------------------------------------------------------------------------------------------------------------------------------------------------------------|
| <p>Dibuat dalam program dalam fail PHP melalui kawalan session.</p> <pre>if (\$_SESSION['userlevel'] != 'admin') die("You're not allowed here");</pre> | <p>Boleh dibuat pada URL melalui middleware</p> <pre>Route::any("/admin", "Controller@ManageUser") ->middleware('adminCheck')</pre> <p>*http://mysys.com.my/admin</p> |

Keselamatan

| PHP | LARAVEL |
|----------------------|-------------------------------------------------------------|
| Perlu sanitasi input | Tersedia ada untuk keselamatan CSRF, XSS dan SQL Injection. |

URL Route

PHP

URL dicapai menggunakan nama file php.

LARAVEL

URL dicapai menggunakan nama route dan tidak bergantung kepada nama file php.

Pengasingan fail bagi proses logik (back end) dan paparan (front end)

| PHP | LARAVEL |
|-----------------------------------------------------------|------------------------------------------------------------------------------------------------------------------------------|
| Aturcara bagi proses dan paparan dibuat dalam 1 fail php. | Ada pengasingan antara fail paparan dan pemprosesan yang membolehkan 2 orang menyiapkan kerja masing2 pada 2 fail berlainan. |

Pengasingan Pangkalan Data daripada file logik

| PHP | LARAVEL |
|----------------------------------------------------------------------------------------------------------------------------------|--------------------------------------------------------------------------------------------------------------------------------------------------|
| Query pangkalan data dibuat dalam 1 file proses logik. Perubahan pangkalan data memerlukan perubahan pada aturcara proses logik. | Struktur dan hubungan pangkalan data dibuat dalam file berlainan (eloquent). Aturcara proses logik tidak perlu membuat hubungkait antara jadual. |

Template layout

| PHP | LARAVEL |
|-----------------------------------------------------------------------------------------------------|----------------------------------------------------------------------|
| Complicated using different layout file for header, footer that must be included in each PHP files. | Simple using one layout file and just use extends in each PHP files. |

A graphic for Bootstrap 5 Design System. It features a purple 'B' logo, a '100% FREE' badge, and various UI elements like a window, a pencil, and a ruler. The text 'Bootstrap 5 Design System' is prominently displayed in purple.

Bootstrap 5

Design System

All Components

Full Example

Auto Lay

Atomic Design

UI Kit

Interactive

The Laravel logo, which is a stylized white 'L' composed of three-dimensional blocks, set against a red background.

Laravel

Kesimpulan


- a) Terdapat 2 jenis *framework* dalam pembangunan sistem Web yaitu front-end dan back-end.
- b) Framework bukan sahaja mempercepatkan kerja pembangunan sistem, tetapi mempunyai fungsi keselamatan yang sudah tersedia.

Terima kasih

Suhailan bin Safei

suhailan@unisza.edu.my

019 555 9677



References

- <https://belitsoft.com/laravel-development-services/10-benefits-using-laravel-php-framework>